


Family Planning Fact Sheet - 2020


Nepal



Demography of Nepal
Estimated Total Population 2,86,24,299



Adolescent Population (10-19 years)
6,300,914 (22.01%)



Women of Reproductive Age (15-49 years)
82,02,399 (28.65%)



Expected Live Birth
6,37,263



Neonatal Mortality Rate
21 per 1000 Live Births



Infant Mortality Rate
32 per 1000 Live Births



Under- 5 Mortality Rate
39 per 1000 Births



Maternal Mortality Ratio
239 per 100,000 Live Births



Adolescent Fertility (15-19 years)
17% Have Begun Childbearing
13% Have Had a Live Births

Total Fertility Rate
2.3 Child per Women

Contribution of Family Planning

If Pregnancies are Spaced more than 24 Months



Family planning can Avert

10% of Child Mortality

30% of Maternal Mortality

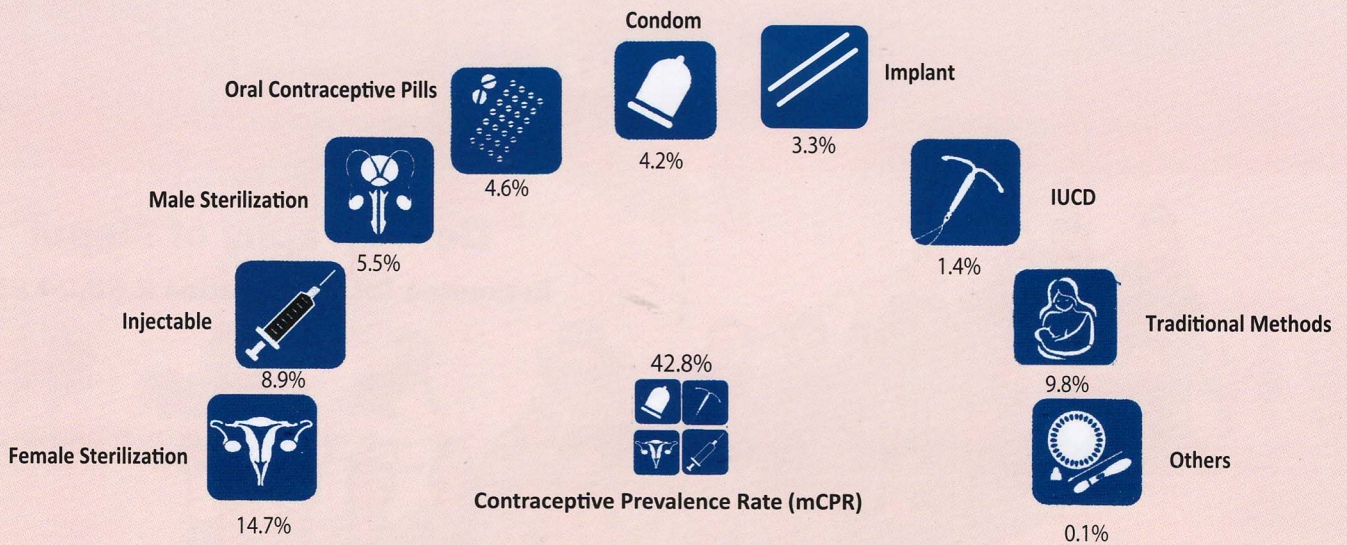
If Invested
Rs. 1/- in Family Planning



Result benefits of Rs. 3.1 in

Child Immunization Primary Education WASH Maternal Health Child Pneumonia

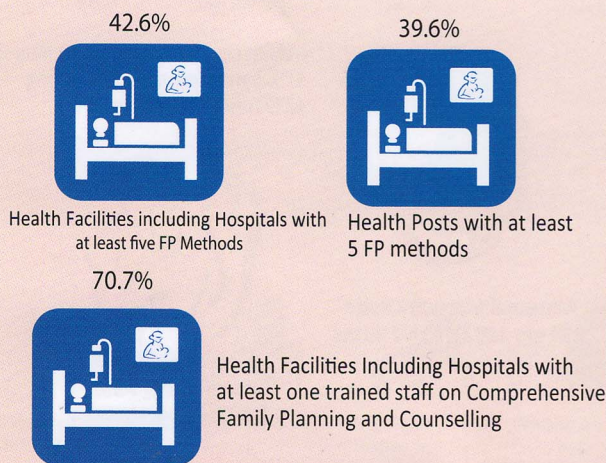
Contraceptive Prevalence Rate among Currently Married Women by Methods




CPR and Unmet Need



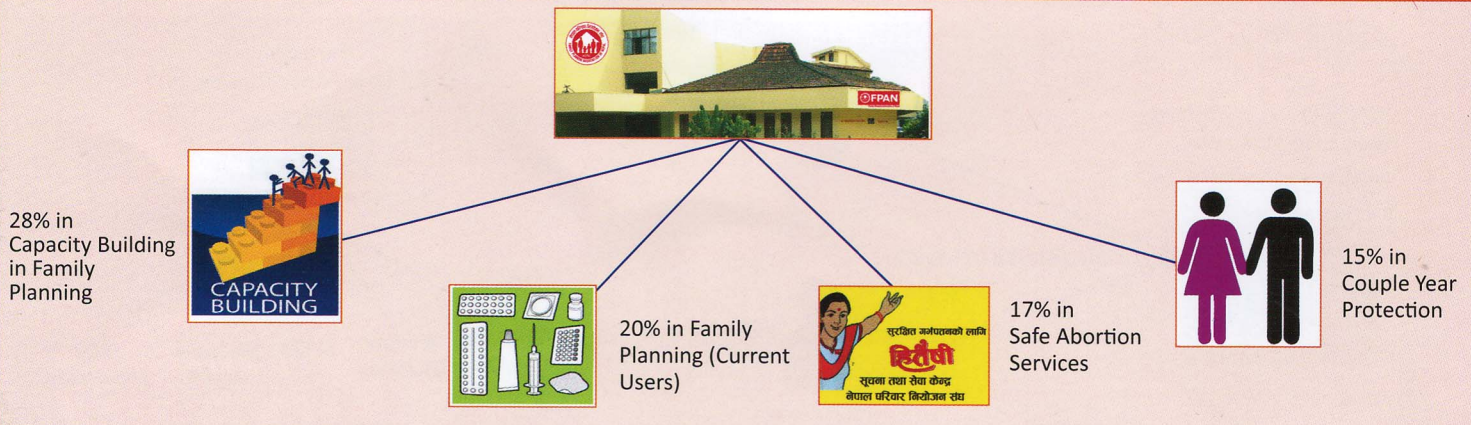
FP Services in Health Facilities



National Family Planning Budget



Contribution of FPAN to National Family Planning Program



Provincial Level Facts

PROVINCE -1



Population
4,534,943



NMR 22 per 1,000
Live Birth



IMR 31 per 1,000
Live Births



U5MR 36 per 1,000
Live Births



Adolescent Fertility
(15-19 yrs) 15.5%



TFR 2.3 Children
per women



Unmet Need 24.9
% of women age
15-49 yrs



CPR 55.1% and
mCPR 40.1% among
currently married
women age 15-49 yrs



PROVINCE -2



Population
5404145



NMR 30 per 1000
Live Birth



IMR 43 per 1000
Live Births



U5MR 52 per 1000
Live Births



Adolescent Fertility
(15-19 yrs) 27.3%



TFR 3.0 children
per women



Unmet Need
20.6 % of women
age 15-49 yrs



CPR 47.7% and
mCPR 42.2% among
currently married
women age 15-49 yrs



BAGMATI PROVINCE



Population
5,529,452



NMR 17 per 1,000
Live Birth



IMR 29 per 1000
Live Births



U5MR 36 per 1000
Live Births



Adolescent Fertility
(15-19 yrs) 10.1%



TFR 1.8 children
per women



Unmet Need 19.8
% of women age
15-49 yrs



CPR 60.6% and
mCPR 49.2% among
currently married
women age 15-49 yrs



GANDAKI PROVINCE



Population
2,403,757



NMR 17 per 1,000
Live Birth



IMR 15 per 1,000
Live Births



U5MR 27 per 1,000
Live Births



Adolescent Fertility
(15-19 yrs) 13.9%



TFR 2.0 children
per women



Unmet Need
30 % of women
age 15-49 yrs



CPR 48.5% and mCPR
37.3% among currently
married women age
15-49 yrs



PROVINCE-5



Population
4499272



NMR 30 per 1000
Live Births



IMR 42 per 1000
Live Births



U5MR 45 per 1000
Live Births



Adolescent Fertility
(15-19 yrs) 13.4%



TFR 2.4 children
per women



Unmet Need 27.9
% of women age
15-49 yrs



CPR 48.0 % and
mCPR 38.9% among
currently married
women age 15-49 yrs



KARNALI PROVINCE



Population
1,570,418



NMR 29 per 1000
Live Births



IMR 47 per 1000
Live Births



U5MR 58 per 1000
Live Births



Adolescent Fertility
(15-19 yrs) 18.8%



TFR 2.8 children
per women



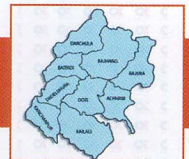
Unmet Need 25.7
% of women age
15-49 yrs



CPR 51.1% and
mCPR 44.5 % among
currently married
women age 15-49 yrs



SUDUR PASCHIM PROVINCE



Population
2,552,517



NMR 41 per 1000
Live Births



IMR 58 per 1000
Live Births



U5MR 69 per 1000
Live Births



Adolescent Fertility
(15-19 yrs) 16.1%



TFR 2.2 children
per women



Unmet Need 21.3
% of women age
15-49 yrs



CPR 57.3% and mCPR
48.1% among currently
married women age
15-49 yrs



NMR – Neo-natal Mortality Rate

IMR – Infant Mortality Rate

U5MR – Under 5 Mortality Rate

TFR – Total Fertility Rate

CPR –Contraceptive Prevalence Rate

mCPR – Modern Methods of Contraceptive Prevalence Rate