

**Baseline Survey of
Girls Trafficking Project**
A Survey Report
Final Report

Family Planning Association of Nepal
Pulchowk, Lalitpur

2009

Acronyms

BCC	-	Behaviour Change Communication
CBO	-	Community Based Organization
CDO	-	Chief District Officer
DAO	-	District Administration Office
DC	-	Data Collector
FGD		Focused Group Discussion
FPAN		Family Planning Association of Nepal
GO	-	Government Office
HRA	-	Human Rights Activists'
IEC	-	Information, Education and Communication
INGO		International Non Government Organisation
NGOs	-	Non-Government Organizations
OR	-	Odd Ratio
RH		Reproductive Health
PMTCT	-	Preventing Mother to Child Transmission
SAARC	-	South Asian Association for Regional Cooperation
SLC	-	School Leaving Certificate
SRH		Sexual and Reproductive Health
VCT	-	Voluntary Counseling and Testing
VDC	-	Village Development Committee
UN	-	United Nations

Demographic Variables and Findings

The survey was conducted in 4 districts of Nepal, namely, Dang of Mid western development region, and Makawanpur, Sindhupalchowk and Nuwakot of central development region. A total of 136 respondents comprise the survey sample, of which 68 are survivors and another 68 potential survivors. Majority (96%) of respondents live in Village Development Committees (VDCs); the remaining are from Municipalities.

2.1 Socio Economic Status of Women in Project Districts

All target districts are well known as districts where discriminatory socio-cultural norms and practices, subordinate status of girls and women, potential risks to trafficking, unsafe migration and trafficking have prevailed for decades. Topographically Dang is a terai district while Makwanpur, Sindhupalchowk and Nuwakot fall in the hilly belt.

Table 4: Human Development Index by District¹

	Nepal	Makwanpur		Dang		Sindhupalchowk		Nuwakot	
Life Expectancy at Birth	60.98	55.75		50.57		60.02		63.57	
		(F)	(M)	(F)	(M)	(F)	(M)	(F)	(M)
		56.5	55.0	51.3	49.7	61.2	58.9	64.3	62.8
			2	3					
Adult Literacy	48.6	58		52.1		31		42.5	
		(F)	(M)	(F)	(M)	(F)	(M)	(F)	(M)
		45.5	70.2	38.3	66.6	18.5	43.8	28.9	56.6
GDP per Capita (PPP US\$)	1310	1836		1062		1194		1237	
Life Expectancy Index	0.600	0.513		0.426		0.584		0.643	
Educational Attainment Index	0.385	0.438		0.406		0.245		0.327	
Human Development Index (HDI)	0.471	0.479		0.409		0.414		0.463	
HDI Rank out of 75 districts		31		57		54		38	

Table 5: Gender Empowerment Measure by District²

	Nepal	Makwanpur	Sindhupalchowk	Nuwako	Dang
--	-------	-----------	----------------	--------	------

¹ Data Compilation: UNDP (2004) Nepal Human Development Report 2004: Empowerment and Poverty. UNDP. Kathmandu. Nepal *Ibid*

² *Ibid*

Women's Participation in Local Politics (%)	19.33	19.84	19.65	19.53	18.05
Women in Professional Jobs	18.75	18.46	13.78	15.32	16.65
Women in Administrative Jobs	12.71	12.76	5.27	10.59	11.61
Women's Share in Income	0.302	0.356	0.488	0.324	0.293
Gender Empowerment Measure (GEM)	0.391	0.403	0.331	0.365	0.362
GEM Rank		18	56	38	39

Economically the districts are not the worst in the country. Access to the districts is easily possible, though it is not the case for all village development committees (VDCs) within the districts. Development activities have been taking place in these districts, and their proximity to the capital city of Kathmandu also enables accessibility and availability of services from the capital.

The socio-economic status of the survey districts and the girls and women within

become more evident through survey responses. Discriminations of girls and women by their men folk is a common phenomenon, with 69 per cent of total respondents confirming this fact. Although understanding of women's rights issues is prevalent among 65 per cent respondents who gave one to five responses, the remaining claim ignorance.

Graph 1

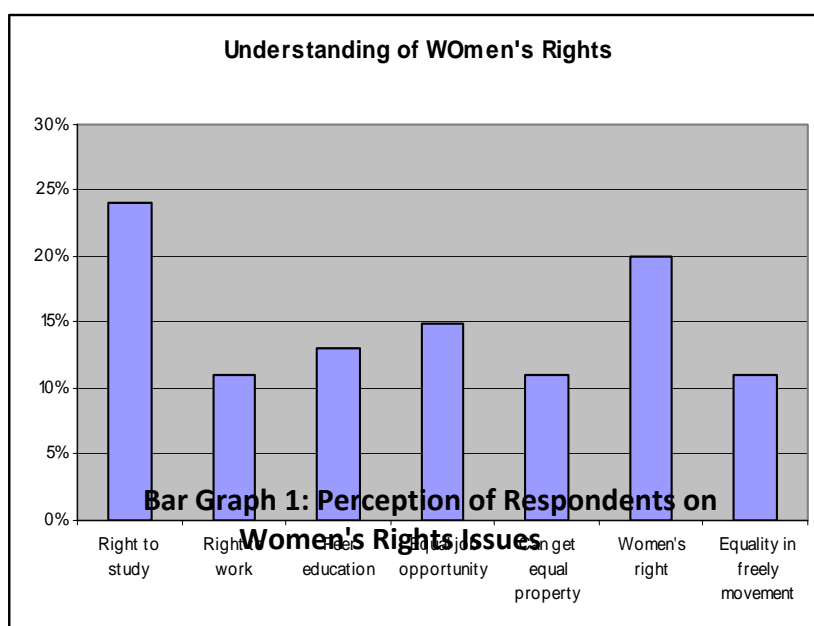


Table 6:
Major Socio-Cultural Discriminations Perceived by Respondents in Communities

No	Discrimination	Survivor		Potential Survivor		Total	
		n (49)	%	n (56)	%	N (105)	%

1	Wrong attitude	9	18.4%	5	8.9%	14	13.3%
2	Domestic violence	4	8.2%	8	14.3%	12	11.4%
3	Verbal abuse	5	10.2%	7	12.5%	12	11.4%
4	No education opportunity	12	24.5%	12	21.4%	24	22.9%
5	Compiled to household chores	13	26.5%	11	19.6%	24	22.9%
6	No freedom to walk	10	20.4%	7	12.5%	17	16.2%
7	Violence by husband	3	6.1%	7	12.5%	10	9.5%
8	Cannot live freely	-	-	8	14.3%	8	7.6%

More than half the respondents are aware of at least one economic right. But some 68 per cent of total respondents were aware of one to five gender based economic discriminations. Among potential survivors 66 per cent identified at least one economic right, while 71 per cent possessed some knowledge about economic discriminations against girls/women in their community. Responses differ according to sample group as among total survivors only 46 per cent were aware of an economic right. But 65 per cent of them were aware of one to five gender based economic discriminations. Key gender based economic discriminations in their communities are:

- Low salary/wage: 47%
- Not being given sufficient money to spend when required: 29%
- Not availability of loan/credit: 14%
- Physically abused when asking lien: 12%
- Not allowed to work/not allowed to earn income/not allowed to go for a job: 11%
- Restricted from own income: 11%

Table 7: Respondents' Key Understanding of Economic Rights

No	Discrimination	Survivor		Potential Survivor		Total	
		n (31)	%	n (45)	%	N (76)	%
1	Property right	10	32.3%	17	37.8%	27	35.5%
2	Can freely spend and use money	10	32.3%	11	24.4%	21	27.6%
3	Equal right on property	3	9.7%	5	11.1%	8	10.5%

4	Can get equal property/ lien as men	10	32.3%	13	28.9%	23	30.3%
5	Right on self earned money	1	3.2%	13	28.9%	14	18.4%

2.2 Demographic Variables

Age of Respondents: The survey covers respondents aged 14 to 52 years old, with 27 years as the mean age. Majority (37%) fall under 20-30 years, followed by a younger 10-20 years age category (32%). Most survivors (60%) are in the 20-40 years age group. Potential survivors mostly fall in the 10-30 years age group.

Ethnicity, Language and Religion: Some 60 per cent of total sample are Janajati, followed by high class Hindus (29%) from hill, and hill Dalit (11%). Most (48%) reported Nepali as the language spoken at home, followed by Tamang (42%). Most survivors (68%) are Janajati, followed by Brahmin/Chhetri/Thakuri/Sanyasi. Tamang is the mother tongue for 53 per cent of survivors. 53 per cent of total respondents practice Hinduism, followed by Buddhism (43%).

Marital Status: Most respondents are married. Forty seven per cent of total respondents were unmarried. Amongst the married, majority (82%) live with the husband, 7 per cent are divorced, and 6 per cent either separated or single. Marital status according to type of respondents indicates 82 per cent survivors as married, whereas 53 per cent potential survivors are unmarried.

As is customary among the married in Nepal, most survivors (66%) and potential survivors (23%) are living at their husband's house. The unmarried mostly lived with parents, more so potential survivors than survivors.

Type of Family: Responses gathered during the survey highlight an emerging social change in the Nepali society. Most survivors (67%) living with father-mother before being trafficked identified nuclear type of family. Respondents living in husband's house before being trafficked (75%) also reported a nuclear family. Among survivors currently living with father and mother, 83 per cent report nuclear type of family.

Among potential survivors currently living with father and mother, 76 per cent report nuclear family. Respondents presently living in husband's house (56%) report the same.

Head of household: Socio-cultural values still define men as household heads in most cases in Nepal. Accordingly, of the total sample respondents 64 per cent identified either the father (35%) or husband (29%) as their household heads. Only 11 per cent report their own self as the heads. A similar pattern is evident among survivors prior to their being trafficked (father: 48%; husband: 22%). 10 per cent of total survivors reported their own self as a household

head. Majority of survivors (66%) are currently living with their husband. Most potential survivors (66%) live with their father-mother.

Literacy status: This survey defines a person as literate if he or she can easily read and write. The literacy status of surveyed respondents is 54 per cent, with 25 per cent survivors and 82 per cent background respondents being literate. Overall, the proportion of respondents that “ever attended” or “currently attending” school is larger than those that “never attended” (68% versus 32%). Of those who have not attended formal school, 26 per cent have taken non-formal education.

Table 8: Level of Education by Type of Respondent

Level of schooling	Type of Respondent		Total
	Survivor	Potential Survivor	
Grade 1 – 5	63%	19%	33%
Grade 6 – 8	17%	30%	26%
9 – SLC	10%	32%	25%
+2 and above	10%	19%	16%
Total	30	63	93
	100%	100%	100%

Skill-based Training: Some 24 per cent of total sample respondents have received skill-based training. Among survivors, 21 per cent have received skill-based training, of which 9 per cent obtained it before being trafficked.

Family Occupation: Respondents are mostly from agriculture based families (54%), followed by daily wage labor (19%) and business (16%). Family occupation of survivors before being trafficked was also agriculture (62%).

Most (75%) respondents identify the family as currently being run by the income of 1-2 family members. But for 58 per cent of total respondents the family income is insufficient to fulfill basic needs. Amongst these a large 81 per cent of survivors and 69 per cent of potential survivors’ families are run by the income of 1-2 family members. Seventy two per cent of survivors claim family income before trafficked as sufficient for fulfilling basic needs.

Income Source: Agriculture is the major source of income for 31 per cent respondents. Amongst the 71 per cent who identified current personal sources of income, 74 per cent reported it as insufficient for basic survival.

Among survivors who had personal sources of income before being trafficked, 83 per cent claim their income was insufficient for basic survival. Among survivors only 84 per cent responded to queries pertaining to personal sources of income. Amongst these 48 per cent of

identified agriculture followed by daily wage labor (13%), and business (10%) as the main income sources.

2.3 Trafficking KAPB among Stakeholders

a. Knowledge

Information generated from respondents indicates that increased level of knowledge on trafficking issues will undoubtedly increase stakeholders' capacity to reduce trafficking and to support survivors as well. Responses further indicate that type of required knowledge would vary among stakeholders.

Conceptual Clarity: Respondents perceived NGOs and CBOs as the most informed about trafficking. Some 42 per cent respondents claimed NGOs' conceptual clarity as high, followed by medium level of knowledge (35%) among CBOs. Some respondents' perceived the District Administration Office's (DAO) conceptual clarity (25%) as also high. These views are reinforced by NGOs and CBOs during the FGDs, where a common thread of understanding about trafficking prevailed in all four districts. FGDs among NGOs, CBOs and HRAs' reveal that while previously trafficking was only understood as a process of taking and selling girls into Indian brothels, currently the trend is for agents to lure and deceive women with dreams of high paying jobs. But respondents have however claimed lack of knowledge about the judiciary and HRAs' understanding of trafficking.

Respondents also report the police possess medium (31%) level of knowledge. Majority opine lack of knowledge about journalists' conceptual clarity (43%). Information gathered from police and the media during FGDs reveal a gap between respondents' perceptions and stakeholders. Both groups of stakeholders were able to discuss the issues at length, with media personnel claiming they even research the issues prior to their write up.

At community level some 35 per cent respondents claimed women groups possess medium level understanding, while 31 per cent claimed ignorance of community people's knowledge level. This is clearly manifested in community women's own words also as during an FGD one woman said, "*We have some knowledge, but it is insufficient. We do bring up trafficking issues during meetings and discussions but since we have limited knowledge we have not been able to focus on it.*" Community women generally claimed not all in the groups possess the knowledge and there is need for NGOs/INGOs to train and build the capacity of women's groups to address trafficking.

Overall there is strong conviction among respondents that increased conceptual clarity will reduce the risks of trafficking. NGOs (74%), police (69%) and the women's groups (69%) are identified at the foremost as those whose increased knowledge would reduce trafficking risks. With the exception of HRAs about whom there is divided opinion (yes: 49%; don't know: 47%), all other stakeholders' increased knowledge is viewed as critical to reducing trafficking.

Existing Laws: Mixed responses have been gathered regarding perception of stakeholders' knowledge of existing laws. Majority (44%) of respondents perceived the lawyers knowledge of trafficking related laws to be high, while another 43 per cent claimed lack of knowledge about them. FGD responses from representatives of the judiciary system claim otherwise. They expressed a strong need for the judiciary to be supported by other stakeholders. Political pressures, trend of survivors to disappear for lengths of time, unwillingness of local administrative bodies to provide support, are factors identified by judiciary representatives during FGDs which make implementation of laws difficult.

NGOs are the next group identified as the most highly knowledgeable (42%), followed by the DAO (37%) and the police (31%). There is mixed information about HRAs with 52 per cent respondents claiming lack of knowledge about them, while some 31 per cent claim HRAs possess high level of knowledge. Similar is the case with journalists, with almost half the respondents (47%) claiming journalists have high or medium level of legal knowledge, while 44 per cent claim lack of knowledge about them.

But responses about the community people and women's groups knowledge level is clear-cut with majority of respondents (80%) identifying women's groups' knowledge level as ranging from zero, low to don't know. 60 per cent respondents also indicate similar views about CBOs, with only 26 per cent claiming they have medium level of knowledge of laws.

There is a general belief that increased knowledge of trafficking laws among stakeholders will indisputably reduce trafficking. More than 50 per cent respondents claim this for each of the stakeholders, namely, women's groups, CBOs, lawyers, HRAs, journalists and DAO. 73 per cent each believed NGOs and police would become more effective as a result.

High Risk Groups: According to respondents the DAO's knowledge of high risk groups is allegedly high (40%), while police are indicated as having medium level of knowledge (35%). But in the FGDs the DAO and police participants have openly discussed that it is mostly the poor, illiterate, those from marginalized social standing, and the unemployed who are trafficked. They opine that trafficking occurs in Dang mostly among Kamalharis and Chaudharis, and particularly during seasonal migration across the border. In Nuwakot and Sidhualchowk Tamang girls were identified by FGD groups as high risk. This information is reflective that police are more aware than respondents believe. Greater coordination and working relations need to be built between police, survivors and potential survivors for ensuring trust and good working relationship.

Respondents further indicate NGOs (35% each), community people (32%) and women's groups (34%) possess only medium level of knowledge. But here again there is a gap between respondents and stakeholders, as the latter's responses indicate more in-depth knowledge than they are credited with. FGD respondents from these groups identify Janajati girls, especially Tamang as the most at-risk, while participants in Makwanpur claimed it had become a national problem, irrespective of age, caste or religion. In Dang Choudhary and Dalit girls were identified. Age wise participants claimed it is mostly teenagers (13-20 years)

who get trafficked across the border, while those going for migrant work are women aged 40-50 years. But even 4-5 year old children are also taken to India to work and abused.

Community women in their FGDs also identified Chaudhary, Kumal and Dalit girls in Dang district, while in Nuwakot and Sindhupalchowk the Tamang, Magar and Dalit, followed by Brahmin, Chhetri women (to a lesser degree) are at the highest risk. Young girls who dream of going abroad, traveling and want to get away from the poverty, single women, women facing domestic violence, widows are the easy targets, with girls and women between 13-35 years being easy prey to trafficking. Most respondents also claimed lack of knowledge about the CBOs, judiciary, HRAs and journalists' understanding of high risk groups. But media participants have also discussed the different high risk groups according to their districts, indicating they are knowledgeable of the issues.

But overall, majority of respondents claim increased knowledge of high risk groups among NGOs (71%) and police (71%) would reduce their risk of being trafficked. The next important groups identified are women's groups (63%), CBOs (61%), community people (60%), and DAO (55%).

Trafficking Routes: Some 60 per cent respondents claim NGOs possess both high and medium level knowledge about trafficking routes. The police (34%) are recognized as possessing medium level and the community people low level (35%) of knowledge. But respondents were mostly unable to speak about CBOs, HRAs, women's groups and journalists' awareness of trafficking routes.

But FGDs among various stakeholders reveal they are not totally ignorant. Media personnel report that 14-25 year old girls and women as mostly going to India and Gulf countries, while younger 5 to 6 year olds go for the circus. NGOs/CBOs/HRAs claim that agents willingly pay for girls' passports under condition they are re-paid in the future, taking them abroad through illegal means. Poor, single, illiterate, women with no family or widows, or women facing domestic violence are easily taken advantage of and trafficked. Community women claim that in Dang girls and women are trafficked by dreams of a job and during seasonal labour work across the border.

Despite the respondents' gap in stakeholders' knowledge level NGOs (75%) and police (73%) are again identified as the core groups whose increased knowledge on trafficking routes would help reduce trafficking. They are followed by CBOs (64%) and women's groups (60%) and the DAO (59%). More than 50 per cent of respondents also claimed journalist, HRA and community people's increased knowledge on trafficking routes would help reduce trafficking. Such opinions reflect that stakeholders need to work in closer collaboration with survivors and potential survivors. Each must make efforts to share their activities and determine ways to win their trust in reducing trafficking.

Perpetrators: NGOs (40%), CBOs (38%) and the police (35% each) possess the most knowledge about perpetrators, even though respondents claim it is medium level knowledge.

Community people, it is believed possess low level of knowledge about perpetrators (41%), while respondents claimed ignorance of the judiciary (48%), DAO (39%), HRAs (53%), journalists (44%) and women’s groups’ (31%) knowledge of perpetrators.

Services for Survivor Referral: Responses based on a combination of high and medium level of knowledge indicates NGOs (62%) as the most knowledgeable about referral services. They are followed by police (46%), CBOs (44%), journalists (39%) and HRAs (38%) whom respondents claim possess knowledge of referral services. But surprisingly knowledge of services is reported as low among community people (32%) and women’s groups (30%). Some 46 per cent claimed not knowing of lawyers’ knowledge of referral services, with 41 per cent claiming the same about DAOs as well.

Once again respondents claimed that more knowledge among NGOs (73%) and police (66%) regarding existing facilities and services could be crucial to reduce trafficking. But evidently from respondents’ perspective there is need for all stakeholders to gain more knowledge as more than 50 per cent each have indicated the need for CBOs, and women’s groups, DAO, journalists, HRAs and community people.

b. Attitude

To assess respondent perceptions on the stakeholders’ attitude towards survivors a number of queries revolved around the subject. Responses indicate NGOs (70%), CBOs (62%) and women’s groups (54%) generally view survivors as innocent victims. Journalists also tend to see survivors in the same light. However, there is no clear cut demarcation on the attitude of other stakeholders. In fact there is divided response about lawyers, DAO and HRAs’ attitudes, with almost equal percentages indicating these stakeholders view survivors respondents as innocent victims, while the other half claims lack of knowledge. Respondents even indicate that community people (39%) and police (21%) behave as though it is the survivors’ fate or they deserve it.

But an overwhelming response that all stakeholders must change their attitude to enable survivors to access increased support has come from respondents. The need for attitudinal change is more emphasised for the police (73%), DAO (72%) and journalists (70%). More than 60 per cent respondents claimed the same for women’s groups, lawyers, CBOs, community people and HRAs. Such claims are reinforced by community women who during FGDs shared mixed reactions towards survivors. While some are positive and support the survivors, there are those who consider them untouchables. *“If they are infected with disease it becomes even worse!”* But instances of survivors who were suffering and brought into the women’s groups for accessing support were also cited. Respondents’ suggested attitudinal changes for stakeholders are:

Table 9: Suggested Changes for Stakeholders for reducing Trafficking

Police

No	Changes	Survivors		Potential Survivors		Total	
		n (45)	%	n (55)	%	N (100)	%
1	Good communication skill	24	53.3%	31	56.4%	55	55.0%
2	Potent hearing power	13	28.9%	29	52.7%	42	42.0%
3	Increase in referral service	15	33.3%	28	50.9%	43	43.0%
4	Emotional support	15	33.3%	23	41.8%	38	38.0%
5	Positive attitude towards trafficked victims	34	75.6%	38	69.1%	72	72.0%
Lawyers							
No	Changes	Survivors		Potential Survivors		Total	
		n (41)	%	N (52)	%	N (93)	%
1	Good communication skill	4	9.8%	8	15.4%	12	12.9%
2	Potent hearing power	18	43.9%	26	50.0%	44	47.3%
3	Increase in referral service	5	12.2%	17	32.7%	22	23.7%
4	Emotional support	20	48.8%	27	51.9%	47	50.5%
5	Positive attitude toward trafficked victims	32	78.0%	42	80.8%	74	79.6%
District Administration Office							
No	Changes	Survivors		Potential Survivors		Total	
		n (44)	%	n (54)	%	N (98)	%
1	Good communication skill	21	47.7%	21	38.9%	42	42.9%
2	Potent hearing power	12	27.3%	28	51.9%	40	40.8%
3	Increase in referral service	23	52.3%	27	50.0%	50	51.0%
4	Emotional support	17	38.6%	23	42.6%	40	40.8%
5	Positive attitude toward trafficked victims	33	75.0%	41	75.9%	74	75.5%
Women's groups							

No	Changes	Survivors		Potential Survivors		Total	
		n (42)	%	n (51)	%	N (93)	%
1	Good communication skill	1	2.4%	8	15.7%	9	9.7%
2	Potent hearing power	2	4.8%	14	27.5%	16	17.2%
3	Increase in referral service	5	11.9%	17	33.3%	22	23.7%
4	Emotional support	38	90.5%	49	96.1%	87	93.5%
5	Positive attitude toward trafficked victims	35	83.3%	42	82.4%	77	82.8%
CBO							
No	Changes	Survivors		Potential Survivors		Total	
		n (40)	%	n (51)	%	N (91)	%
1	Good communication skill	9	22.5%	7	13.7%	16	17.6%
2	Potent hearing power	3	7.5%	9	17.6%	12	13.2%
3	Increase in referral service	28	70.0%	26	51.0%	54	59.3%
4	Emotional support	22	55.0%	43	84.3%	65	71.4%
5	Positive attitude toward trafficked victims	28	70.0%	47	92.2%	75	82.4%
NGO							
No	Changes	Survivors		Potential Survivors		Total	
		n (37)	%	n (49)	%	N (86)	%
1	Good communication skill	17	45.9%	18	36.7%	35	40.7%
2	Potent hearing power	7	18.9%	21	42.9%	28	32.6%
3	Increase in referral service	23	62.2%	37	75.5%	60	69.8%
4	Emotional support	20	54.1%	39	79.6%	59	68.6%
5	Positive attitude toward trafficked victims	28	75.7%	44	89.8%	72	83.7%
HRA							

No	Changes	Survivors		Potential Survivors		Total	
		n (40)	%	n (48)	%	N (88)	%
1	Good communication skill	17	42.5%	13	27.1%	30	34.1%
2	Potent hearing power	9	22.5%	15	31.3%	24	27.3%
3	Increase in referral service	17	42.5%	18	37.5%	35	39.8%
4	Emotional support	19	47.5%	33	68.8%	52	59.1%
5	Positive attitude toward trafficked victims	31	77.5%	45	93.8%	76	86.4%
Journalists							
No	Changes	Survivors		Potential Survivors		Total	
		n (43)	%	n (52)	%	N (95)	%
1	Good communication skill	30	69.8%	34	65.4%	64	67.4%
2	Potent hearing power	8	18.6%	23	44.2%	31	32.6%
3	Increase in referral service	9	20.9%	14	26.9%	23	24.2%
4	Emotional support	19	44.2%	24	46.2%	43	45.3%
5	Positive attitude toward trafficked victims	31	72.1%	39	75.0%	70	73.7%
Community People							
No	Changes	Survivors		Potential Survivors		Total	
		n (42)	%	n (53)	%	N (95)	%
1	Good communication skill	5	11.9%	8	15.1%	13	13.7%
2	Potent hearing power	5	11.9%	11	20.8%	16	16.8%
3	Increase in referral service	1	2.4%	11	20.8%	12	12.6%
4	Emotional support	38	90.5%	46	86.8%	84	88.4%
5	Positive attitude toward trafficked victims	39	92.9%	48	90.6%	87	91.6%

c. Behaviour

Most respondents were also unable to give information on the level of comfort of stakeholders in handling survivors. While respondents report NGOs and women’s groups as the most comfortable (54% each), followed by CBOs (46%) in handling trafficking survivors, as many as 32 per cent claimed community people experience discomfort. Responses about the police is mixed with almost equal percentages claiming the police were either comfortable (23%), uncomfortable (24%), just getting on with their job (21%) and don’t know (32%). But majority claim ignorance about DAO, HRA and lawyers’ comfort level in handling survivors.

In keeping with these behaviour women’s groups (63%), NGOs (58%), community people (51%) and CBOs (49%) are reported as most supportive towards survivors. There are mixed responses about the police with 31 per cent claiming they are supportive, while they are also seen as uncooperative (29%) and indifferent (11%). Another 29 per cent claimed lack of knowledge. Majority have claimed they lacked information about DAO, lawyers and HRAs behaviour towards survivors.

d. Practice

With the exception of the police (19%), DAO (12%), NGOs (12%) and CBOs (10%) who were identified as investigating a few trafficking cases a year, majority of respondents report lack of knowledge on the number of cases investigated by other stakeholders. Some claimed the DAO (21%), police (29%), lawyers (15%) and NGOs (16%) had forms to record trafficking cases, but again majority of respondents lacked knowledge about stakeholders. Respondents’ perceptions on stakeholders’ service provision differed according to their type. Irrespective of these most respondents claimed follow up of cases by the stakeholders as insufficient. In fact, majority of respondents allege the services provided by stakeholders are either insufficient or respondents lack sufficient knowledge to comment.

Table 10: Services Provided by Stakeholders

Type of service provided by Police							
No	Service	Survivors		Potential Survivors		Total	
		n (40)	%	n (43)	%	N (83)	%
1	Emotional support	1	2.5%	1	2.3%	2	2.4%
2	Case register	27	67.5%	20	46.5%	47	56.6%
3	Action against the perpetrator	19	47.5%	18	41.9%	37	44.6%
4	Referral service	3	7.5%	9	20.9%	12	14.5%
5	Other	9	22.5%	12	27.9%	21	25.3%
Type of service provided by Lawyer							

No	Service	Survivors		Potential Survivors		Total	
		n (33)	%	n (41)	%	N (74)	%
1	Emotional support	1	3.0%	6	11.3%	7	9.5%
2	Case register	16	48.5%	14	26.4%	30	40.5%
3	Action against the perpetrator	15	45.5%	9	17.0%	24	32.4%
4	Referral service	1	3.0%	5	9.4%	6	8.1%
5	Other	9	27.3%	19	35.8%	28	37.8%
Type of service provided by DAO							
No	Service	Survivors		Potential Survivors		Total	
		n (32)	%	n (40)	%	N (74)	%
1	Emotional support	1	3.1%	6	15.0%	7	9.7%
2	Case register	19	59.4%	11	27.5%	30	41.7%
3	Action against the perpetrator	20	62.5%	14	35.0%	34	47.2%
4	Referral service	4	12.5%	7	17.5%	11	15.3%
5	Other	7	21.9%	17	42.5%	24	33.3%
Type of service provided by CBOs							
No	Service	Survivors		Potential Survivors		Total	
		n (41)	%	n (46)	%	N (87)	%
1	Emotional support	16	39.0%	19	41.3%	35	40.2%
2	Action against the perpetrator	13	31.7%	10	21.7%	23	26.4%
3	Referral service	12	29.3%	11	23.9%	23	26.4%
4	Other	7	17.1%	18	39.1%	25	28.7%
5	Case register	-	-	2	4.3%	2	2.3%

Type of service provided by NGOs							
No	Service	Survivors		Potential Survivors		Total	
		n (40)	%	n (46)	%	N (86)	%
1	Emotional support	11	27.5%	26	56.5%	37	43.0%
2	Case register	7	17.5%	13	28.3%	20	23.3%
3	Action against the perpetrator	20	50.0%	27	58.7%	47	54.7%
4	Referral service	19	47.5%	21	45.7%	40	46.5%
5	Other	6	15.0%	9	19.6%	15	17.4%
Type of service provided by HRA							
No	Service	Survivors		Potential Survivors		Total	
		n (32)	%	n (39)	%	N (86)	%
1	Emotional support	6	18.8%	7	17.9%	13	18.3%
2	Case register	1	3.1%	3	7.7%	4	5.6%
3	Action against the perpetrator	16	50.0%	14	35.9%	30	42.3%
4	Referral service	5	15.6%	2	5.1%	7	9.9%
5	Other	8	25.0%	20	51.3%	28	39.4%
Type of service provided by Women's Group							
No	Service	Survivors		Potential Survivors		Total	
		n (40)	%	n (49)	%	N (89)	%
1	Emotional support	28	70.0%	30	44.1%	58	65.2%
2	Case register	1	2.5%	3	4.4%	4	4.5%
3	Action against the perpetrator	6	15.0%	14	20.6%	20	22.5%
4	Referral service	5	12.5%	8	11.8%	13	14.6%

5	Other	7	17.5%	13	19.1%	20	22.5%
Type of service provided by Community member							
No	Service	Survivors		Potential Survivors		Total	
		n (37)	%	n (42)	%	N (79)	%
1	Emotional support	25	67.6%	29	69.0%	54	68.4%
2	Case register	1	2.7%	1	2.4%	2	2.5%
3	Action against the perpetrator	4	10.8%	9	21.4%	13	16.5%
4	Other	10	27.0%	8	19.0%	18	22.8%
5	Referral service	-	-	5	11.9%	5	6.3%
Type of service provided by Journalist							
No	Service	Survivors		Potential Survivors		Total	
		n (32)	%	n (38)	%	N (70)	%
1	Emotional support	7	67.6%	7	18.4%	14	20.0%
2	Action against the perpetrator	12	10.8%	13	34.2%	25	35.7%
3	Other	13	27.0%	21	55.3%	34	48.6%
4	Case register	-	-	1	2.6%	1	1.4%
5	Referral service	-	-	3	7.9%	3	4.3%

Nevertheless, there is a strong conviction that if survivors are to be supported and the risks of trafficking are to be reduced stakeholders must change current attitudes, behavior and practices. This is true for all stakeholders, although the types of suggestions vary according to stakeholder type.

Participants of the NGO/CBO/HRA FGDs claimed that generally NGOs take trafficking issues as very important, with most organizations addressing the issue and providing awareness to potential survivors, and supporting survivors in some way or other. Counseling, training packages to address anti-trafficking, rescue, support legal aid, health check-ups and referrals, skill based training, credit support are also being undertaken in various forms at district levels. But FGD participants allege these services as inadequate. Limited resources prevent organizations from providing adequate awareness, rehabilitation and other support to

survivors and potential survivors. Information has not reached every corner of the districts, though referrals are prevalent in all districts. Furthermore, initiatives to convince at-risk survivors against going abroad are in vain. As one participant said, *'We (NGOs) have no answer when girls and women ask us what other option NGOs could provide them instead of going abroad'*.

2.4 Attitude on Trafficking of Potential Survivors and Potential Survivors

Some 82 per cent of potential survivors and 72 per cent of survivors report seeing socio-economic discriminations within their communities. Majority (84%) claim such discriminatory practices give rise to trafficking, primary amongst which are:

- Not being allowed to study (52%)
- Poverty (38%)
- Unemployment (31%), and
- Lack of knowledge/awareness (25%).

Single women (66%), women from economically poor background (63%), married women (37%) and young women (30%) are identified as the most impacted, with major impacts of such discriminations being trafficking (29%) and migration in search of work (18%).

From an economic perspective almost all survey respondents (94%) have claimed that family poverty does lead to trafficking. Among potential survivors almost all (98%) claimed so, while 90 per cent survivors also support the viewpoint. Some 92 per cent opine that the ones impacted the most in not receiving economic rights are women from economically poor background (74%), single women (58%), and married women (37%). Of the total respondents 88 per cent identified reasons such as poverty (78%), unemployment (28%) and desire to earn money (22%) as giving rise to trafficking..

Survivors sharing of personal experiences support these claims on the socio-economic factors leading to risk of trafficking. Survivors report that dreams of working abroad (63%), followed by dreams of work inside Nepal (19%) are factors which got them trafficked. Brokers/agents (34%), neighbors (21%) and unknown persons (15%) were the major trafficking agents in their cases, and different transportations, i.e., bus (94%), plane (56%) and train (37%) were modes of transport used for trafficking. These are all views shared by FGD participants as well. Such commonalities reflect common understanding of trafficking related issues among stakeholders, survivors and potential survivors. The major question remains how to bring them at a common platform to eliminate trafficking. When asked about how survivors' were rescued, majority claimed they returned through their own efforts. Of the total rescued by different persons and organization, 37 per cent identified government of destination country, family member (33%) and friends (29%) as the main stakeholders involved in their rescue. Of the total 68 survivors, 24 were rescued by different persons and organizations.

Surprisingly most survivors (75%) denied experiencing any kind of depression and anxiety upon return. Of the total 25 per cent returnees who did experience depression and anxiety

upon return, 35 per cent mentioned employment as essential to get relief from depression. This is followed by skill based training and need for loan/credit facility (23% each). Among survivors, some 60 per cent responded about the type of self esteem and encouragement useful for survivors following rescue, with 44 per cent survivors mentioning sympathy, good behavior and love, followed by employment opportunity (29%) as essential. Only 54 survivors responded about immediate needs of newly rescued returnees identifying financial support (67%), medical care (54%), and shelter (33%).

Most (87%) respondents report NGOs (58%), police (54%) and women’s groups (40%) as stakeholders most involved in addressing girls and women trafficking in their districts.

Table 11: Stakeholders Most Involved in Addressing Trafficking

No	Stakeholders	Trafficked returnees		At risk of trafficking		Total	
		n (54)	%	n (64)	%	N (118)	%
1	Police	33	61.1%	31	19.3%	64	54.2%
2	Lawyers/ Legal experts	2	3.7%	7	4.3%	9	7.6%
3	CDO Office	19	35.2%	14	8.7%	33	28.0%
4	Women groups	17	31.5%	30	18.6%	47	39.8%
5	Community organizations based	4	7.4%	7	4.3%	11	9.3%
6	NGOs	27	50.0%	42	26.1%	69	58.5%
7	Human right activists	5	9.3%	1	.6%	6	5.1%
8	Journalist	5	9.3%	6	3.7%	11	9.3%
9	Community members	6	11.1%	17	10.6%	23	19.5%
10	Others	7	13.0%	6	3.7%	13	11.0%

But, with the exception of CBOs, women’s groups, health personnel, and health facility personnel are identified as discriminatory upon rescue and return of survivor. Although family members (90%), colleagues (81%), police (39%), social workers (61%), CBOs/women’s groups (70%), health personnel and community (67% each) showed supportive behavior and attitude, others claim they are not spared by their own family members as well. There is clearly a need for addressing change in stakeholder behavior. Some have claimed family members (7%), colleagues (10%), police (22%), social workers (15%), community (18%) displayed discriminatory behavior and attitude upon rescue and return of survivors.

2.5 Effectiveness of Support Services Provided by Government and Level of Satisfaction

Respondents report government involvement in a number of district based support services targeting both survivors and potential survivors. But of the total respondents, only 31 per cent responded about the different types of government services to address girls and women trafficking. Rescue, border sentinel system and repatriation activities have been primarily identified by respondents. Others such as VCT, community based awareness programmes, counseling, income generation, skill development are also mentioned, though by fewer respondents. The most effective as reported by respondents are VCT, skill development training, legal support, counseling and reintegration. Shelters, community and border sentinel system, monitoring and rescue are indicated as ineffective.

The availability of services is reported by community women in the FGDs also. They report that activities such as awareness raising, training, door-to-door programmes, HIV/AIDS, peer education, support to survivors, street dramas, etc. have been implemented by both GO and NGOs. But they are irregular and inconsistent. A recent incident in Dang was shared which involved women's groups taking a trafficker to the police. But the police had released him immediately. They claimed such incidents lead to a lack of trust and confidence in the police system.

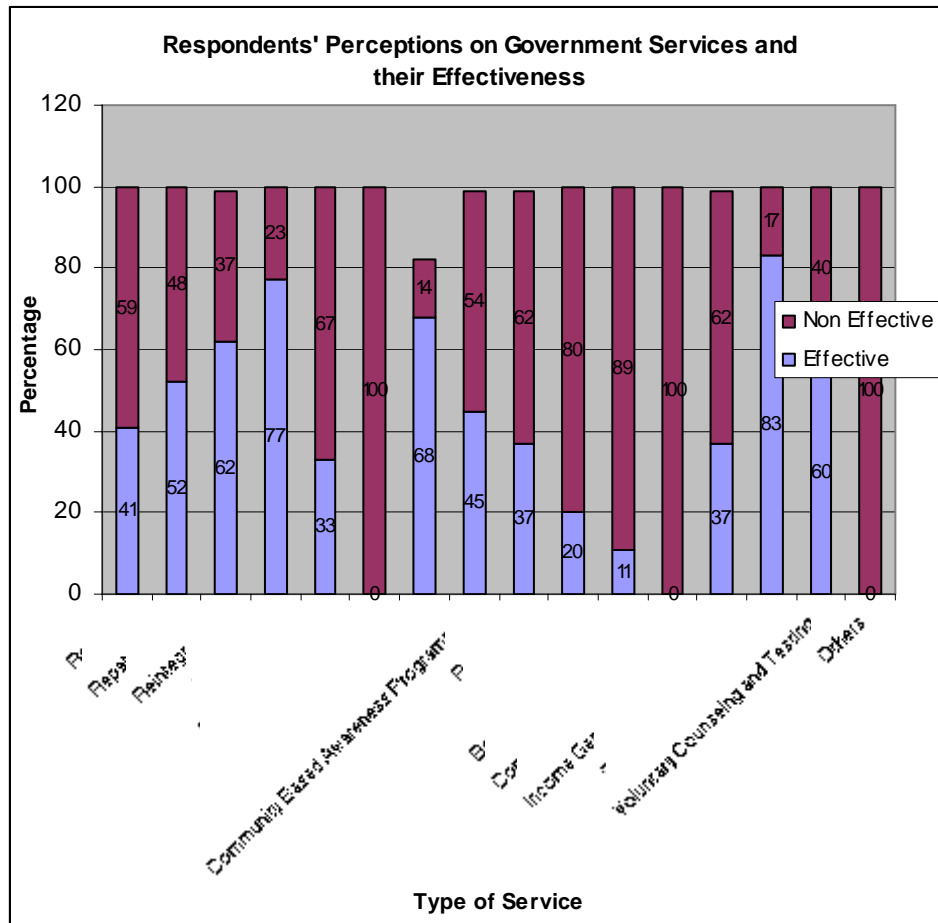
There seems to be a general lack of knowledge as well as lack of trust in government services among respondents. Only 10 per cent of total survivors report use of government services, whereas of the total potential survivors only 7 per cent have availed these services. They have mostly been in the form of counseling (42%), rescue and repatriation (17% each).

Table 12: Use of Services by Respondent Type

		Have you availed any services?		Total
		Yes	No	Yes
Type of respondent	Survivor	(7) 10.3%	(61) 89.7%	(68) 100.0%
	Background	(5) 7.4%	(63) 92.6%	(68) 100.0%
Total		(12) 8.8%	(124) 91.2%	(136) 100.0%

Respondents are dissatisfied with support services the government is providing. They overwhelmingly claim each and every government service as insufficient, and it is no surprise 91 per cent of total respondents have not availed government services in their respective districts. They also opine rescue (64%), border sentinel system (59%) and legal support services (36%) are areas where additional support is required.

Graph 2: Respondents Perception on Government Effort and Effectiveness



2.5 Effectiveness of Support Services Provided by NGOs and Level of Satisfaction

The NGO sector is also providing various forms of support to survivors as well as potential survivors. But of the total respondents only 13 per cent report on the different services provided by NGOs in their respective districts. Their effectiveness level is perceived as higher as compared to government services. Effectiveness of income generation (85%) activities, skill development training (81%), legal support (81%) and counseling (89%) are particularly underscored. Nevertheless, most services are identified as inadequate, with a larger number indicating this in the areas of economic support (87%), shelter (75%) and reintegration (74%).

Of those who responded, 39 per cent each mention they need additional requirement in repatriation, economic support, and community based awareness programs, followed by border rescue (33%) and counseling (29%).

Despite positive references of NGOs’ support service effectiveness, responses reveal majority (93%) of respondents have not accessed any type of NGO services in their respective districts to address girls and women trafficking. Only 9 per cent survivors availed these services, whereas of the total potential survivors only 6 per cent availed them. Lack of service

utilization may be attributed to similar factors as with government services, namely, lack of knowledge, lack of confidence, lack of funds to reach the service centre, services being limited to certain locations, and even fear for one’s own prestige as well as that of the family.

Table 13: Ability of Respondents to Avail Services

		Were you able to avail any services?		Total
		Yes	No	
Type of respondent	Survivor	9%	91%	100%
	Potential Survivor	6%	94%	100%
Total		10 7%	126 93%	136 100%

NGO, CBO, and HRA FGD participants also opined that activities such as workshops, awareness programmes, street dramas, counseling through the centre for those who take passport, etc. are some of the activities being implemented in their areas. But currently, most take place in Municipality areas, or easily accessible close-by VDCs and as a result the needy continue to fall through the cracks.

2.6 Suitable Prevention, Rescue, Repatriation and Reintegration and IEC/BCC Outreach Programmes

Behavioural and attitudinal change is not possible overnight. There is need for multi-pronged approaches to address prevention, rescue as well as reintegration needs of potential survivors and survivors. Findings reveal survivors are primarily escaping on their own followed by support from family and friends. Limited help seems to be availed from other stakeholders. Bearing these in mind it is essential that IEC and BCC programmes are strategically designed to mobilize relevant stakeholders.

Table 14: Stakeholders Involved in Survivor Rescue

Stakeholders	Responses	Percent of Cases
Family members	8	33%
Friends	7	29%
Community members	2	8%
Police	3	12%
CBOs	2	8%
Social Workers	3	12%
National NGOs	4	17%
NGOs from other countries	2	8%
Unknown persons	6	25%
Nepali government	3	12%

Government of destination country	9	37%
Others	6	25%
Valid case N = 24	55	229.2%

In order to design specific programmes for them, respondents were queried about the type of IEC/BCC programmatic approaches to prevent as well as reduce trafficking. Posters and pamphlets, street dramas, door-to-door awareness programmes and women’s groups mobilisation have been prioritized by both respondent category towards this end. With the exception of women’s group mobilization which is emphasized more by potential survivors than survivors, there is similarity in the number of respondents who identified the other programmes.

The DAO/Police/Lawyers in their FGDs highlight it is not possible to claim that specific types of girls and women will only be sold. It would also depend on the background of the agent as they target victims who are easier to converse with. Therefore, potential survivors must be made aware of trafficking routes, provided counseling, and made to hear stories from survivors for preventing trafficking. Information dissemination through local leaders and local mobilisers and linkage with appropriate stakeholders for addressing education, entrepreneurial needs was also suggested for preventing potential survivors’ trafficking. Participants observed that CBOs can best play the role of involving the family and society for effective reintegration of survivors. Community level awareness programmes and opportunities of long term employment were suggested, as they highlighted *‘it is essential to make the girls self sufficient and economically strong’*.

The need for lawyers to use respectful words, provision of employment related activities, shelter provisions, educational programmes, counseling groups, mobilization through credit and saving, and need for emotional support have also been raised for prevention and reintegration. The establishment of a counseling centres, use of video to raise awareness, dissemination through the FM radio, engaging men to address this concern, close inspection by the police, confidence building programmes, literacy campaign, Street Dramas have come up as effective IEC/BCC strategies for advocating for women’s right issues.

As for the potential survivors the community women highlighted awareness programmes, recounting cases of the survivors, mobilizing survivors for awareness raising, inclusion in school curriculum, income generating skill development and employment, maintenance of record on community girls, awareness and involvement to both girls and boys have been suggested.

2.7 Need for Support Services for Survivors and Potential Survivors

The data reveals 94 per cent of total respondents have responded to the query on types of multi-sectoral support services needed for survivors. There is no significant difference in the strategies identified by either type of respondents. Job placement of returnees is prioritized

by both survivors and potential survivors. Potential survivors have given precedence to job placement followed by door-to-door awareness programmes.

As for survivor specific programmes for survivors, community based awareness activities such as street dramas to ensure a more survivor-friendly environment, as well as skill development with job placement to promote independence have been identified by survivors as well as potential survivors.

Table 15: Respondent Identified Strategies for Returnees

No	Strategies	Trafficked returnees		At risk of trafficking		Total	
		n (63)	%	n (65)	%	N (128)	%
1	Community based awareness programs	29	46.0%	32	7.4%	61	47.7%
2	Door to door awareness programs	33	52.4%	38	8.8%	71	55.5%
3	IEC/BCC programs	31	49.2%	34	7.9%	65	50.8%
4	Counseling	30	47.6%	32	7.4%	62	48.4%
5	Shelter/Homes	6	9.5%	27	6.3%	33	25.8%
6	Skill development training	34	54.0%	43	10.0%	77	60.2%
7	Income generating programs	37	58.7%	47	10.9%	84	65.6%
8	Job Placement	42	66.7%	48	11.1%	90	70.3%
9	Self esteem/confidence building programs	19	30.2%	40	9.3%	59	46.1%
10	Reintegration programs	25	39.7%	44	10.2%	69	53.9%
11	Community based sentinel system	7	11.1%	23	5.3%	30	23.4%
12	Border sentinel system	9	14.3%	20	4.6%	29	22.7%
13	Others	7	11.1%	3	.7%	10	7.8%

Percentages and totals are based on respondents.

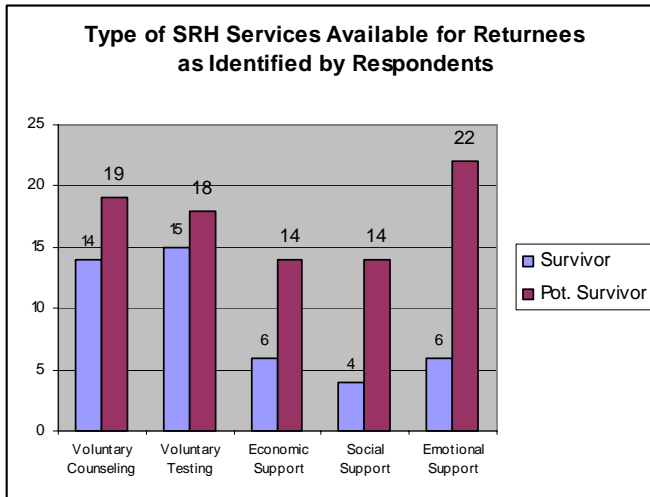
Table 16: Respondent Identified Strategies for Potential Survivors

No	Strategies	Survivors		Potential Survivor		Total	
		n (59)	%	n (65)	%	N (124)	%
1	Community based awareness programs	32	54.2%	42	64.6%	74	59.7%
2	Door to door awareness programs	38	64.4%	44	67.7%	82	66.1%
3	IEC/BCC programs	32	54.2%	40	61.5%	72	58.1%
4	Counseling	30	50.8%	33	50.8%	63	50.8%
5	Shelter/Homes	1	1.7%	1	1.5%	2	1.6%
6	Skill development training	32	54.2%	48	73.8%	80	64.5%
7	Income generating programs	33	55.9%	43	66.2%	76	61.3%
8	Job Placement	43	72.9%	48	73.8%	91	73.4%
9	Self esteem/confidence building programs	1	1.7%	20	30.8%	21	16.9%
10	Reintegration programs	1	1.7%	1	1.5%	2	1.6%
11	Community based sentinel system	19	32.2%	34	52.3%	53	42.7%
12	Border sentinel system	22	37.3%	32	49.2%	54	43.5%
13	Others	1	1.7%	2	3.1%	3	2.4%

FGD participants also opined that returnees require separate focused, yet all-encompassing programmes such as medical support, reintegration, shelter, skill based programming, social security and legal aid are essential. Family and social reintegration and social awareness are also essential for supporting returnees. It is suggested that strategic interventions for reintegration of returnees should involve creation of an environment where survivors can live an easy life. The society and family (it will be impossible without their involvement) must view them positively, educate them and social pressure must be used for programme implementation. Programmes which raise their self-confidence, skill based training and employment opportunities will also prove effective.

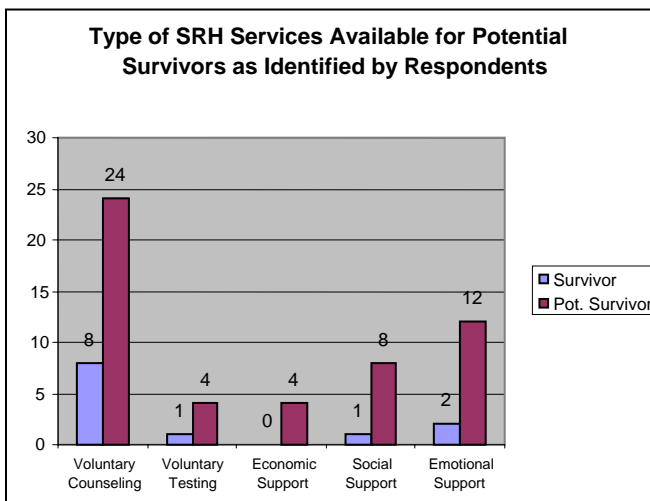
The survey also explored the availability of sexual and reproductive health (SRH) services for survivors and potential survivors. Some 40 per cent of total respondents reported on this query. Overall respondents indicate voluntary counseling (61%) and testing (61%) are available. A slightly higher number of survivors were aware (67%) of these services as compared to potential survivors (58%). But SRH services seem to be more or less limited to VCT in all the districts and were identified as such by both categories of respondents.

Graph: 3



survivors, income generating and skill

Responses of stakeholders on the SRH services complement the survivor and potential survivors' responses. They report that while VCT and HIV programmes are ongoing in some districts, this is not the case everywhere. Despite work in this area being very important for survivors, there is lack of sufficient information and interventions. Community women have further suggested that provision for counseling



development training for survivor empowerment, stringent implementation of border security, loans for enterprise development, employment opportunities, and maintenance of a record on the village young girls must be undertaken.

development training for survivor empowerment, stringent implementation of border security, loans for enterprise development, employment opportunities, and maintenance of a record on the village young girls must be undertaken.

Respondents also indicate training services and enterprise development as essential for survivors and potential survivors. In an attempt to prevent trafficking of potential survivors and reintegration of survivors, as well as to

assess strategies for empowering survivors and potential survivors, queries pertaining to skill and entrepreneurship development

Graph 4

were covered by the questionnaire. Findings indicate a large 83 per cent respondent report a desire to receive skill training. Among the 107 who identified various types of training, 48 per cent indicate tailoring, followed by animal husbandry (13%) and grocery shop (11%). But there is need to carefully assess the quality as well as use of these training. Training should enable participants to make full use of them for their own independence and sustainability,

and be effective towards both prevention and reintegration of survivors. They should not simply be training where participants will take part and have not future use.

But not all respondents who asked for skill training aspire for their own enterprise. Only 57 per cent of total respondents wished to start their own enterprise. Findings reveal 30 per cent identified establishment of a grocery shop, 27 per cent tailoring shop and 20 per cent animal husbandry as their choice of enterprise. No significant difference is visible in activities identified by the survivors and the potential survivors.

When asked about the type of support required to start their enterprises, majority responded with credit/loan (97%), followed by skill based training (58%) and family support (14%). Among those who gave response to the query 'if credit support is required what approximate amount would be required', 76 per cent of respondents wanted loan ranging from NRs. 10,000 to NRs. 30,000. Majority (58%) preferred loan on a 1 per cent interest rate, followed by 25 per cent who agreed to a 2 per cent interest rate. The estimated time period for loan repayment, as indicated by 78 per cent respondents as less than three years.

Among survivors a large 84 per cent wished to receive skill training. Survivors report a preference for tailoring, grocery shop and animal husbandry. Among these 65 per cent indicated a wish to start their own enterprise. But among total survivors asking for skill training only 74 per cent wanted to start it.

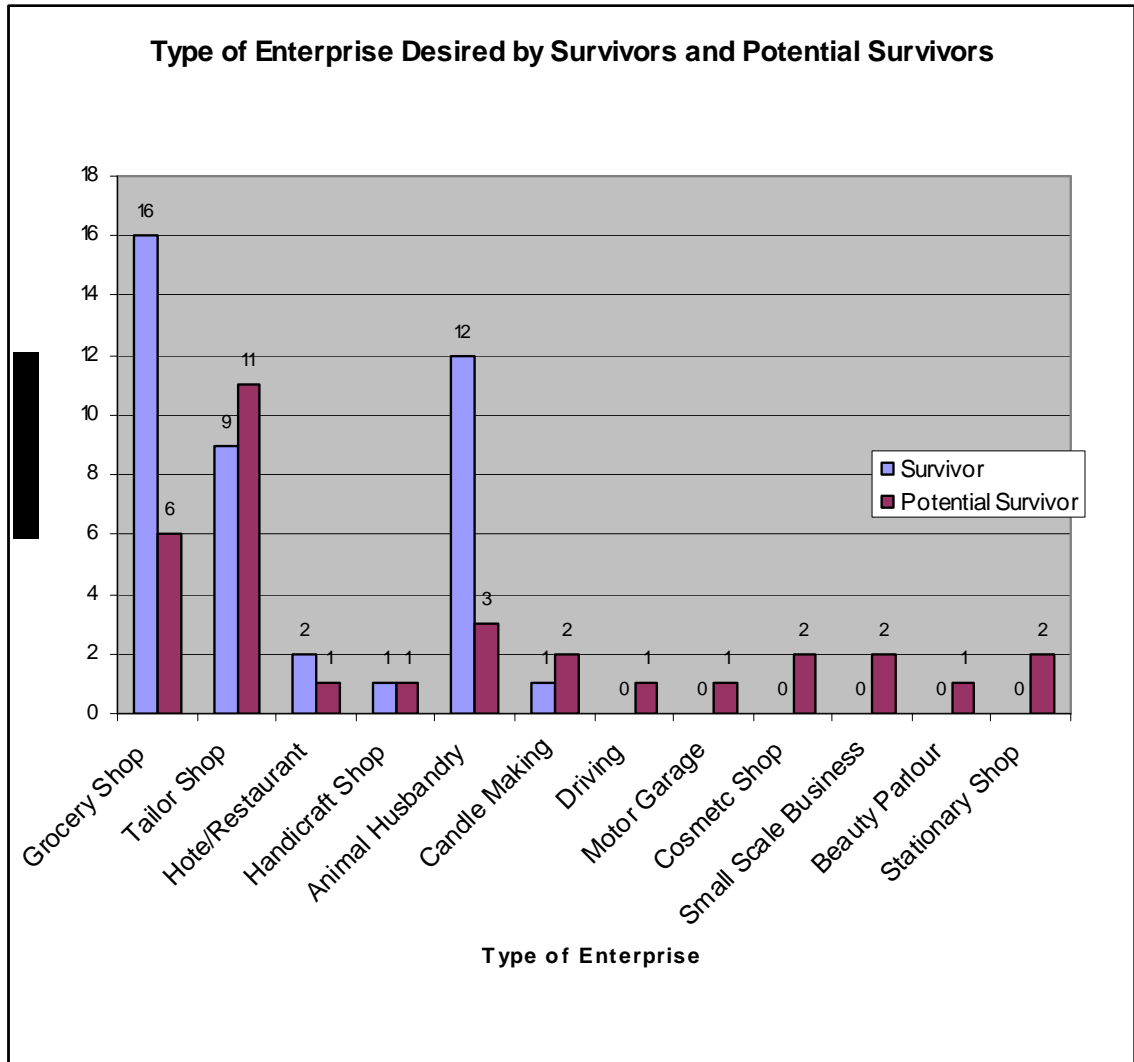
Among respondents requesting for skill training, 82 per cent were from the total potential survivor category. Tailoring, beauty parlor and computer training are the more prevalent forms of skill training desired. Although 48 per cent of total potential survivors want their own enterprise, only 57 per cent of those asking for skill training have indicated interest to start their own enterprise.

Table 17: Type of Support Required for Starting Enterprise

No	Suggested Support	Trafficked returnees		At risk of trafficking		Total	
		n (44)	%	n (33)	%	N (77)	%
1	Family support	3	6.8%	8	24.2%	11	14.3%
2	Training on account keeping	1	2.3%	-		1	1.3%
3	Skilled based training	26	59.1%	19	57.6%	45	58.4%
4	Credit	44	100.0%	31	93.9%	75	97.4%
5	Ongoing technical assistance support	4	9.1%	1	1.7%	5	6.5%

6	Others	1	2.3%	-	-	1	1.3%
---	--------	---	------	---	---	---	------

Graph 5



Chapter III

Conclusions and Recommendations

3.1 District based information from survivors and potential survivors, views of the FGD participants as well as literature review confirm that the four districts wherein FPAN is proposing to work are afflicted by trafficking in different forms. While Nuwakot and Sindhupalchowk have long been recognized as highly trafficking-prone districts, both Dang and Makwanpur are facing different forms of trafficking such as Kamalhari, trafficking to the circus, and trafficking during seasonal migration.

The population of these districts is socio-economically backward and despite standing ahead of some more remote districts in terms of the Human Development Index, girls and women continually face discriminations resulting in disempowerment and marginalisation. Stakeholders' FGDs also reaffirm illiteracy, poverty, socio-cultural norms and practices continue to marginalize women. Information from respondents further reinforces the information as 77 per cent respondents claim having seen socio-cultural discriminations and 68 per cent of claimed seeing economic discriminations against girls and women of their districts due to their gender. They opine such discriminations are leading to migration and trafficking and usually the weakest and the most needy fall easy prey to dreams of a better life and trafficking. Those facing domestic violence, the economically marginalized and young women face the highest risks.

- ***Knowledge Regarding Women's Rights and District of Respondent***

To perform the bi-variate analysis respondents mentioning at least one women's rights issue were considered as aware in women's rights issues. Chi-square test at 5 per cent level of significance reveals that awareness on women's rights issues depends on district (as p-value $0.001 < 0.05$). As a whole, women living in Dang, Makwanpur and Sindhupalchowk are more aware compared to women living in Nuwakot. The difference between 91.2 per cent and 47.1 per cent is also significant and not just due to sampling variation.

Annex 5 table depicts that respondents living in Dang district are 1.607 times more likely to be aware of women's rights issues in contrast to women living in Nuwakot district, whereas respondent living in Makawanpur district are 11.625 times more likely to be aware of women's rights issues compared to women living in Nuwakot district.

- ***Awareness on Women's Rights Issues by Type of Respondent***

Of the total 136 respondents 89 were aware of at least one women's right issue. Of the total 68 potential survivors, 51 were aware of at least one women's right issue. Comparatively of the total 68 survivors, 38 were aware of at least one women's right issues. Chi-square test at 5 per cent level of significance reveals that awareness on women's rights issues depends on type of respondent. As a whole, potential survivors are in favor of awareness compared to survivors. The difference between 75 per cent and 56 per cent is significant.

The table in Annex 6 depicts that type of respondent, is significantly associated with awareness regarding women's right issues. Respondents of survivor category are 0.422 times as less likely to be aware of women's rights issues as compared to potential survivors.

- ***Awareness on Women Rights Issues and Socio-Demographic Variables (Annex 7)***

Caste, religion, age, marital status, place of living (current), type of family (current), head of household (current), literacy status, level of education, skill based training, personal income (current), family income (current) were considered as different socio-demographic factors which may influence awareness on women's rights issues.

Age of respondent (p-value of 0.008), literacy status of respondent (p-value of 0.000), level of education of respondent (p-value of 0.000), and skill based training (p-value of 0.000), are significantly associated with the awareness of women's right issues, indicating there is relationship between these social determinants and awareness to women's rights issues. The following observations are made:

- Older women are less aware of women's right issues as compared to younger women. Women in the age group (50-59 years) are 0.086 times less likely to be aware of women's rights issues as compared to younger women between the ages of 10-19 years.
- Compared to illiterate women, literate women are 5.411 times more likely to be aware of women's right issues. As the level of education increases so does their awareness of women's right issues. Women who have attended grades 6 - 8 are 3.373 times more likely to be aware than women who never attended formal school. Similarly, women who have attended grades 9 - SLC are 14.58 times more likely to be aware than women who never attended formal school.
- Women who have taken skill based training are 12.026 times more likely to be aware of women's rights issues compared to women who have never taken skill based training.

- ***Knowledge of Economic Rights and District of Respondent***

To perform the bi-variate analysis respondents mentioning at least one economic right were considered as aware in economic right issues. Chi-square test at 5 per cent level of significance reveals knowledge of economic rights depends on district (Annex 8). Women living in Dang and Makwanpur districts are more aware compared to women living in Nuwakot. Table Annex 6 depicts awareness of economic rights is significantly associated with the district of living. Respondents living in Makawanpur district are 3.25 times more likely to be aware of economic rights compared to women living in Nuwakot district.

- ***Awareness of Economic Right by Type of Respondent***

Of the total 136 respondents 76 were aware of at least one economic right issue. Of the total 68 potential survivors 45 were aware of at least one economic right issue, while among the 68 survivors 31 were aware of at least one economic right issue. Chi-square test at 5 per cent level of significance reveals that awareness of economic rights issues depends on type of respondent. As a whole, potential survivors are more aware of economic rights than survivors. Table Annex 9 highlights that type of respondent, is significantly associated with the

awareness regarding economic right. Respondent in survivor category are 0.428 times less likely to be aware of economic right issues as compared to women in background category.

- **Awareness on Economic Right and Socio-Demographic Variables (Annex 10)**

Caste, religion, age, marital status, place of living (current), type of family (current), head of household (current), literacy status, level of education, skill based training, personal income (current), family income (current) are considered as different socio-demographic factors which may influence awareness of economic rights issues. They are significantly associated with awareness on economic right, indicating there is relationship between these social determinants and the awareness of economic right. The following observations have been analysed:

- Compared to women from Brahmin/Chettri/Thakuri/Sanyasi castes, women in others caste groups are less likely to have knowledge of economic rights. Janajati women are 0.433 times less likely and women in the caste group Dalit 0.196 times less likely to be aware of economic rights.
- Compared to Hindu women, Buddhist women are 0.391 less like to be aware of economic rights.
- Older women are less aware of economic right compared to younger women.
- Women residing in a household headed by husband are 0.250 times less likely to have knowledge on economic rights, compared to women residing in the household headed by self.
- Compared to illiterate women, literate women are 4.609 times more likely to be aware of economic rights.
- As the level of education increases women are more aware of economic rights. Women who have attended grade 9 - SLC are 13.81 times more likely to be aware, and women who have attended +2 and above are 29 times more likely to be aware of economic rights than women who never attended formal school.
- Women who had ever taken skill based training are 3.186 times more likely to be aware of economic right as compared to women who have never taken skill based training.
- Women whose personal income is sufficient for basic survivals are more aware of economic rights than women for whom personal income is insufficient for basic survival.
- Women residing in families with sufficient income for fulfilling basic needs are more aware in contrast to women in families with insufficient income for fulfilling basic needs

3.2 Comparative Look at Potential Survivors and Survivors

Based on responses of the two categories of respondents, a comparative analysis reveals the following:

- Compared to survivors, potential survivors are 14 times more likely to be literate. (Annex 11)
- Compared to survivors, potential survivors are 15.96 times more likely to have attained formal school. (Annex 12)
- Compared to survivors, potential survivors are 0.194 times less likely to take non-formal education. (Annex 13)

- Compared to a survivor's family, family income of potential survivors' families are 2.128 times more likely to fulfill basic needs of a family. (Annex 14)
- Preference to receive skill development training does not depend on any type of respondent. (Annex 15)
- Preference to start own enterprise does not depend on type of respondent. (Annex 16)
- Awareness on laws relating to girls trafficking does not depend on type of respondent. (Annex 17)

3.3 KAPB of stakeholders based on respondents' perceptions reveal varied features with respect to trafficking. As per the TOR the survey looks into four major groups of stakeholders. They are police/judiciary/DAO, community women and community people, NGOs/CBOs /HRAs and media/journalists. Findings gathered from interviews and FGDs reveal the following:

- ***Police/Judiciary/District Administration Office***

Information from survivors and potential survivors reveals a gap between the justice system mechanism and the respondents. Although respondents claim the DAO does possess conceptual clarity, they lacked knowledge on whether the DAO possessed information on perpetrators, trafficking routes, and referral services for survivors. Comparatively, they were more confident about the police whom they judged to possess medium level of knowledge on these issues, which are essential for understanding and preventing trafficking and supporting survivors. Majority of respondents also claimed that although the police were supportive and cooperative towards them, the level of support was inadequate and there was need for reinforcing their capacities to help reduce risks of trafficking. As for lawyers respondents had little knowledge about their conceptual clarity. With the exception of knowledge of existing laws majority were unable to be specific about lawyers' capacities. Clearly this huge gap between survivors, potential survivors and the DAO and lawyers needs bridging for effective eradication of trafficking of girls and women.

- ***NGOs/CBOs /Human Rights Activists***

Respondents indicate mixed responses regarding the KAPB of this group of stakeholders. They identify NGOs as the most knowledgeable among the three, particularly in terms of trafficking concepts, knowledge of trafficking routes, laws and support services to survivors and at-risk population. Comparatively their knowledge about CBOs indicates the latter possess lesser degree of knowledge about trafficking and relevant issues. However, respondents opine NGOs and CBOs see survivors as innocent victims and support survivors and potential survivors through means of emotional support, legal support, referral services, and action against perpetrators. The opinion is reinforced by FGD participants who also claimed that NGOs are supporting survivors through awareness, counseling, referrals and VCT activities.

However, this survey also highlights that respondents have little or no link with HRA about whom they possessed little knowledge to assess their KAPB. Findings indicate a strong need to strengthen the knowledge, attitude and capacities of NGOs, CBOs and HRAs which respondents believe will help reduce the increasing trend of trafficking. The current limited

knowledge is a barrier in for survivors and potential survivors to have greater confidence in and accessibility to stakeholders’.

- **Women’s Groups and Community People**

Responses about this group of stakeholders interestingly reveals that despite the years spent on raising awareness among women’s groups nationally, respondents believe women’s groups in target districts possess only medium level conceptual clarity, and in fact rated women’s groups as possessing low level of knowledge about laws and services for survivor referrals. Most (31%) could not indicate women’s knowledge of perpetrators, an alarming fact as it does enable them to analyse potential threats. Responses indicate survivors and potential survivors possess even less knowledge about community people’s understanding of trafficking and related issues. Since community people are vital for generating survivor support and community mobilization against trafficking, such disparity demands urgent tackling. This gap may be the reason community people view survivors as ‘deserving their fate’, according to respondents, and reintegration efforts are not effective.

- **Media/Journalists**

Survivors and potential survivors indicate almost total lack of linkage with the media. They lacked knowledge on journalists’ level of knowledge about trafficking and related issues such as perpetrators, trafficking routes, referral services and others. However, they claim state media personnel at times provide emotional support and take action against perpetrators. Therefore, the need to build on media personnel’s communication skills and ability to look positively at survivors must be enhanced for reducing trafficking risks and increasing survivor support. FGD participants also mention that journalists provide support by highlighting cases in the radio and print media.

3.4 Government efforts and services in the last three years have covered a wide range of activities such as Women Empowerment Programmes, Child Welfare Programmes, Immediate Rescue Programme for Conflict Affected Children, Women Development Programme, Child Welfare Committee, initiatives to bring common understanding and commitments to combat trafficking, publication of media guidelines, researches, training³, etc. which present but a glimpse of its efforts and initiatives.

In the four districts according to respondents these activities have mostly focused on awareness programmes, shelters, counseling, medical support, legal support, VCT, and other services. But compared to the NGO programmes government services are viewed as ineffective, as indicated by respondents as well as FGD participants. Respondents either do not have access, lack information on the availability of services, or do not have faith in the services. Out of the total survivors and potential survivors only 10 per cent each have availed government and non government services. Among government services they were mostly limited to rescue, repatriation and counseling activities. Although there is more positive

³ NHRC (2006-2007) Trafficking in Persons Especially on Women and Children in Nepal. Harihar Bhawan, Pulchowk, Nepal. (pg. 66-68)

acknowledgement of NGO efforts, inadequacy of both GO and NGO efforts have come up. Such lack of effectiveness of services need monitoring and factors to promote maximum utilisation of government support services identified. There is need for increasing the number of initiatives at district and community levels. The following table presents a picture of additional requirements which respondents feel GOs and NGOs must provide:

**Table 18:
Comparative Look at Additional Support Services Required from GOs and NGOs**

Additional Requirement Identified by Respondents	% of Cases (for GOs)	% of Cases (for NGOs)
Rescue	64%	33%
Repatriation	5%	39%
Reintegration	7%	17%
Counseling	14%	28%
Economic support	12%	39%
Shelter	2%	-
Legal support	36%	11%
Community Based Awareness Programs	2%	39%
Research	2%	17%
Monitoring	2%	11%
Border Sentinel System	59%	17%
Community Sentinel System	2%	-
Income generating programs	9%	11%
Skill development training	7%	17%
Voluntary Counseling and Testing		22%
Others	2%	-

Percentages are based on respondents.

3.5 Sexual and reproductive health needs of potential survivors and survivors is of great necessity where trafficking is concerned. Survey data indicates that VCT are the most common form of SRH services which survivors and potential survivors can access. However, this information was also provided by only 28 per cent of total respondents, underscoring the gap in this sector as well.

Although prevalence and knowledge of VCTs is a positive feature, nevertheless, SRH services must go beyond VCTs. FGD information reveal that with the exception of government health service providers and FPAN who are providing RH services, issues pertaining to pregnancy, safe abortion, STI, Preventing Mother to Child Transmission (PMTCT), family planning, counseling, etc. are significantly amiss. Trafficking based initiatives must ensure that SRH occupies an important niche in its programming so the health of potential survivors and survivors are not compromised.

3.6 Multi-sectoral services are essential to prevent trafficking. A stand-alone initiative will not be effective. Strategies to simultaneously address socio-economic, psychological/emotional and legal support must be designed to ensure that survivors and potential survivors benefit in an all encompassing manner. In response to this query respondents primarily identify skill development, job placement and income generating programmes, highlighting the desire of respondents to overcome the poverty factor. Other

suggestions include the need for simultaneous implementation of IEC and BCC based awareness programmes, confidence building programmes, shelter, counseling and reintegration services for survivors. Furthermore, an SRH component cannot be overlooked. All these must compromise any trafficking initiative for effective output and positive impact on target audience.

FGD participants also report that appropriate strategies to prevent and eradicate trafficking must include programmes which provide education opportunities, housewife awareness programmes, employment opportunities, mobilization of youth, skill training, income generation activities, etc. some of which are already being employed. But the need was for a strong network of organizations working within the districts so anti-trafficking initiatives become a movement.

3.7 Rescue, repatriation, and reintegration of returnees and rescued girls and women into their community and family is not easy. Findings from survivors reveal while majority were supported by government of destination country (37%) in their rescue, family members (33%) and friends (29%) have in played a key role also. Unknown persons (25%) are also more important role than the national NGOs (17%) and the Nepali government (12%). The Nin this regard. For reintegration suggestions from respondents reveal two focus areas. The first is focus on community members to raise their awareness and understanding for mobilizing support. The second is the empowerment of the girls and women themselves. Respondents have put strong emphasis on job placement. The status of girls and women - whether rescued, at-risk, or any other girl - within any family or community depends on her economic independence. It is therefore not surprising respondents prioritise job placement as an entry-point for community and family reintegration. Therefore, efforts for reintegration of community members must ensure empowerment of girls and awareness of community members go in-tandem. Furthermore, FGDs revealed that strategies to economically empower girls should benefit her family as well so she is not viewed as burdensome.

3.8 Information, Education and Communication and Behaviour Change Communication advocacy approach is an invaluable component in raising awareness and bringing about social changes. Many of the changes in Nepali society have been brought about by such effective approaches. FPAN's effort to understand effective IEC/BCC approaches through survey respondents reveal Street Dramas, Poster/Pamphlets and Door-to Door Campaign as most desired. Other suggestions include mobilization of women and men's groups, peer group education, community vigilance, IQ programme on anti-trafficking in schools, etc. Based on respondents' views that mother (60%), father (56%) and NGO workers (52%) should play major roles to end girls/women trafficking, it is suggested that mothers and fathers are also mobilized for bringing about changes.

IEC/BCC advocacy efforts must also target stakeholders such as journalists and judiciary system with whom survey findings indicate respondents have little contact, and with community people who are identified as possessing limited knowledge. Advocacy efforts must overcome existing gaps between survivors and stakeholders, SRH issues, promoting

increased support from CBOs, NGOs, HRAs, community people and women's groups, and others.

Recommendations

1. Addressing Differences between Survivors and Potential Survivors

Survey findings reveal survivors are more likely to be from economically poor background and less literate compared to potential survivors. But no differences were evident between them in terms of their desire to initiate enterprises. Thus, during implementation of project activities it is recommended that each district FPAN personnel carefully assess the commonalities and differences between survivors and potential survivors in terms of their knowledge, existing support services for either group, willingness to reach out to different stakeholders and implement programmes as per their respective needs. Findings from the baseline survey and suggested enterprises must also be prioritised.

2. District Contextualised Activities

The FPAN project must take care that project activities and monitoring are conducted in line with information unearthed by the baseline survey. For instance, district analysis of respondents indicate women from Nuwakot district are less aware compared to the other three districts. Factors such as age, caste, literacy level, religion indicate women of certain backgrounds to be less informed about their socio-cultural and economic rights. Activities implemented in one district may not necessarily generate the same outputs due to such factors. As such during start up phase the project management must thoroughly assess its target groups' level of knowledge, capacity, and ability to absorb information and design interventions accordingly. Activities suggested during the survey such as rescue, reintegration, counseling, shelter, skill training must all be addressed in detail.

3. Knowledge, Attitude, Practice and Behaviour of Stakeholders

The survey looked at four groups of stakeholders through the lenses of survivors and potential survivors. Their perceptions of these stakeholders' KABP indicate a need for FPAN project to initiate close networking with all from the very initial project phase. Already during an FGD for NGOs participants complained of lack coordination amongst the local NGOs, and were unwilling to share information for FPAN's purposes. Findings about stakeholders emphasise the need to maintain close coordination, build the capacity of stakeholders, bring stakeholders and survivors and potential survivors in close contact and ensure that stakeholders are mobilized in addressing anti-trafficking activities. Trafficking is an issue which demands coordinated contribution and involvement from all stakeholders. Specific measures such as one suggested during an FGD to maintain journalists on the pay roll to consistently highlight trafficking issues must be taken into consideration.

4. Establishing Close Collaboration with the Government for Effective Impacts

Efforts from the government and NGO sector have long been ongoing. In the four FPAN project districts also respondents speak of interventions from both sides. Similarities in the types of programmes were also revealed, and the limited number of respondents accessing their services was somewhat similar as well. Although respondents indicate that NGO efforts are more effective in contrast to government, survey findings also indicate that ongoing activities from both sides are inadequate. The Baseline Survey recommends that FPAN stay in close contact with the government agencies and other NGOs at all times for effective implementation of its Girls Trafficking project. It is recommended that an Anti-Trafficking Coordinating Committee headed by the government and comprising all district based stakeholders, namely, NGOs, CBOs, HRAs, donors, media, survivors, potential survivors, working on anti-trafficking is formed. The committee must regularly hold discussions and update each other on their activities. Such coordinated efforts will work for the overall benefit of target beneficiaries and the aim of reducing trafficking.

Participants of NGO, CBO, HRA FGDs also rightly recommended the need to unite and work as pressure groups to pressurize administrative bodies for survivor support. NGOs alone cannot ensure that survivors access justice. Another prevailing weakness is the lack of monitoring mechanisms to monitor NGOs, CBOs, and HRAs' activities and their effectiveness. There is a need for strong linkage with the government to undertake this.

5. Sexual and Reproductive Health Initiatives

A core task within the TOR is determining the SRH counseling and service needs of survivors and potential survivors. Queries focusing on SRH reveal most SRH related activities are only focused on VCT services. Both survivors and potential survivors report VCT services are available in their districts, though their access seems limited to certain population within the vicinity. The FPAN Girls Trafficking project must take care to look at VCTs and beyond. Other SRH needs such as gynecological, safe motherhood, PMCT, safe abortion, STI and family planning as well as related violence whether marital rape, and other forms of mental, physical and sexual abuse which women face must also consistently be addressed while working with survivors and potential survivors. Monitoring of these activities and their effectiveness must be taken up by the project.

6. Awareness and Information Campaigns Linking Migration, Trafficking and Economic Social and Cultural Rights

Limited employment opportunities within the country, impacts of conflict, and search for better opportunities are pushing girls and women outside their houses. However, with limited knowledge of their rights, especially economic, social and cultural rights and inability to exercise the rights at home and community level, their vulnerabilities to trafficking is high. Therefore, awareness and campaign strategies must link such rights with migration – both internal and external, to prevent vulnerabilities. Potential migrant workers, especially girls and women must be informed about the risks of migration. Linkages of trafficking and migration with their rights must be widely promoted by FPAN.

7. Multi Sectoral Support Services for Returnees and At-Risk

The sample population has already identified a list of support services for survivors and potential survivors, prioritizing employment opportunities and job placements. Based on findings from this Baseline Survey it is recommended that FPAN implement a comprehensive and holistic strategy that addresses more than just economic needs of potential survivors and survivors. Different layers of empowerment are suggested. The following support services are recommended:

- Economic, social, cultural and personal empowerment through life skills training, confidence building and skill development training.
- Economic empowerment is critical towards preventing trafficking and providing support to survivors. Micro-credit activities such as goat rearing, pig rearing, kitchen gardening, animal husbandry, off-season vegetable farming must be promoted through training and seed money. Options in unconventional areas such as driving, training in plumbing, electrical wiring, etc. must also be provided. Formation of cooperatives must be supported, strengthened and supervised by FPAN so potential survivors and survivors are able to economically empower themselves.
- Skill training should be based on interests and areas indicated during this survey as well as other activities which respondents can work on as home based workers, such as incense making, patch work, stitching, knitting, etc. However, prior market research is essential to ensure their efforts are not wasted and frustration does not take over.
- Mobilization and awareness raising of parents and guardians within the home so they can support the girls and women.
- Mobilization and awareness raising of community members and peer groups outside the home and in schools for support of survivors and potential survivors.
- Establishing close linkages with various stakeholders, such as media, judiciary system, health personnel, NGOs and CBOs, schools and colleges, etc. so they also raise awareness and support the related concerns.
- Counseling must become an integral component of the support services of survivors and potential survivors. Researches on sexual and gender based violence in Nepal indicate that the general trend for victims of violence is to primarily reach out to close friends and family. It is therefore recommended that community level counselors are trained for 'listening' and referring survivors and potential survivors. Trained Counselors should also be available at FPAN service centres as well government hospitals.

8. Strategies and Programmes for Reintegration of Returnees and Rescued Girls

Reintegration and rehabilitation of returnees and rescued is not easy. It demands support from multiple stakeholders which is not always forthcoming. Based on survey findings and suggestions from target audiences it is recommended that a holistic approach for support of the survivors is implemented. Life skills training and confidence building combined with counseling must form the core of empowering survivors. This must be followed by skill based training depending on their interests. Upon completion of the training survivors must be provided seed money to initiate enterprises of their choice within the stipulated budget.

Responsibility and accountability for enterprises must be well ingrained. To ensure support from family members it is recommended that economic empowerment programmes must be directly or indirectly beneficial to the family as well. Regular monitoring and backstopping must be undertaken to ensure survivors are emotionally strong and are not further victimized by friends and families.

Along with support to survivors, awareness and counseling to family members must form a core component of reintegration initiatives. FPAN personnel along with local social mobilisers must constantly follow up and monitor the progress of survivors, the challenges they encounter and strategies to overcome them. Any short term effort to provide seed money, expecting them to become reintegrated overnight can prove disastrous. Similarly, reintegration initiatives must also involve mobilization of community members so they are aware of needs and challenges of survivors and take necessary steps to help overcome them. Close collaboration and coordination must be maintained at district and community level with the police, judiciary and the DAO, NGOs and media at all times. The latter must be regularly kept in the loop about ongoing activities through meeting, discussions, and field visits.

Regarding strategies for addressing survivors and potential survivors FGD participants referred to a mechanism recently initiated in Dang district involving the government, NGOs and HRAs which are implementing joint interventions, and also the Community Police Centre which are playing active roles. For potential survivors need for awareness raising programmes, education for all, employment opportunities, skill based training and employment opportunities were highlighted. Youth must be trained, mobilized, united, made cautious and some remuneration must be arranged to make it a sustainable mechanism. Youth must also be reached out in schools through awareness programmes, posters, newsletters, etc.

9. IEC and BCC Advocacy Approach to Raise Awareness Against Trafficking

IEC and BCC must form an important component of the FPAN Girls Trafficking project. IEC and BCC approach must go beyond just informing the target audience and must aim for realizing social change. Survey results reveal the following are more easily trafficked: economically poor, illiterate or semi-literate, survivors of domestic violence, single women, girls and women from certain ethnic groups such as Tamang, Magar, Chaudhari, Kamalhari and others depending on the district, and those who wish to escape the poverty and hardships of village lives through dreams of working abroad. Data further reveals traffickers lure them with dreams of prospective jobs, only to traffick them within or outside the country, in India or other countries, and deceive them into work other than those promised. Bus, train and plane are the common modes of transportation. Keeping these issues in mind the FPAN project must strategically design advocacy approaches. IEC and BCC advocacy approaches must be multi-pronged and through multiple stakeholders.

- Posters and pamphlets, radio programmes, community orientation programmes are advocacy tools which must be designed to understand needs of the vulnerable population, the traffickers' deception strategies, and the trafficking routes.

- Radio and television drama and other informative programmes, jingles and advertisements as well as cartoons, articles and regular features on local papers advocating anti-trafficking and survivors support must be undertaken through the print and radio media.
- Community people and women’s groups revealed they have limited knowledge about survivors, potential survivors and the socio-economic factors promoting trafficking. IEC and BCC strategy must regularly provide orientation and awareness on current modes of trafficking, the outcomes of trafficking from organ trafficking to labour and commercial sex purposes. Women’s groups and youth clubs must be mobilised to work as pressure groups to support survivor and potential survivor needs. Community and social leaders, as well as political leaders must be involved in advocating for social and behavioural change for survivor support and elimination of trafficking.
- FPAN must closely work with other NGOs, CBOs and HRAs to share its advocacy strategy and learn from others’ experiences. Many civil society organisations work in isolation. Experience has proven time and again that close collaboration and coordination will generate greater outputs. Strategies towards this end must involve:
 - Sharing of activity plans with each other,
 - Reaching a common understanding on effective ways forward and move accordingly in respective areas without duplication
 - Pooling human and financial resources during programme implementation
 - Ensuring common information is reaching the grassroots level
 - Regular workshops to share and disseminate activities
 - Strong referral services amongst each other, and
 - Initiating a united campaign in respective work areas to eliminate trafficking.
- It is recommended that whether it is door-to-door programme or poster and pamphlets, or school based debates the impact of these programmes must be regularly monitored, evaluated, and necessary changes made. CBOs or girls and women’s groups at community level must be mobilized to undertake monitoring and assess if and any changes have occurred. For instance for radio programmes, CBOs can be trained on identifying relevant cases which can be developed by FPAN into a radio programme for dissemination via FM radio. Such initiative can result in ownership of a programme and increase awareness and interest.
- FPAN must close work with the judiciary to ensure that trafficking cases are speedily addressed. Lengthy judicial process and lack of trust often serve as deterrent factors. Regular collaborations with the judiciary mechanism, involving them in creating awareness about the mechanism at community level as well as highlighting success stories will promote more survivors and potential survivors in seeking justice, and ensuring traffickers are put behind bars.